


Metal Base to Arm, Armless & Occasional Table

Assembly Instructions

Model Number
FC670-XXX



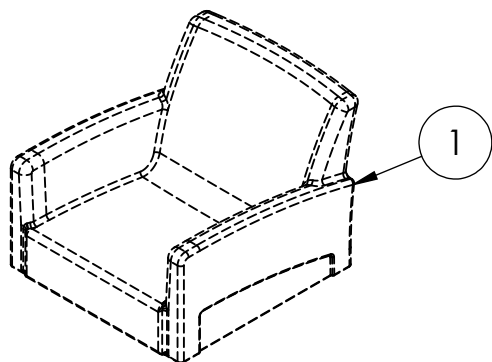
www.norix.com • TEL 800 234-4900

Assembly Notes: Norix is not responsible for any damage due to improper installation. If your shipment does not match the parts list, please contact Norix Customer Service at 800-234-4900. Norix reserves the right to modify design specifications at any time without an obligation to owners of previously sold products.

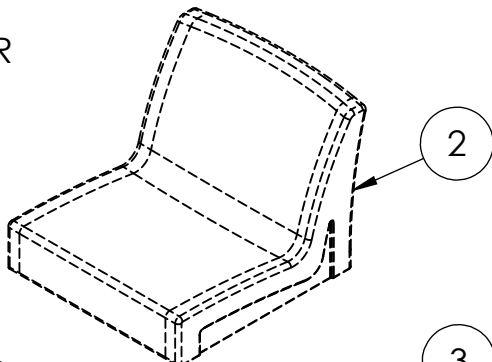
PARTS LIST

ITEM NO.	QTY	PART NUMBER	DESCRIPTION
1	1	FC620-XXX	Chair, Lounge, Upper, w Arms
2	1	FC630-XXX	Chair, Lounge, Upper, Armless
3	1	FC640-XXX	Forte, Occasional Table, Molded Top
4	1	FC670-XXX	Metal Base, Forte Lounge, Steel, 12ga & 1.5"x1.5" Legs
5	8	025-040	Washer, Flat, 9/32" ID X 1.0" OD x 0.049" THK Zinc
6	8	021-062	Screw, 1/4-20 x 1.0 Button Head Torx
7	1	071-001	Pin in Torx Bit, T-27

1. Align holes from Chair or Table Top to Steel Base
2. Secure it with (8) 11/32" Flat Washers and (8) 1/4-20" Screws



OR



OR

